



**Milton Bible Church**



# **VBS Parent Guide**

**Date: July 14<sup>th</sup> - July 18<sup>th</sup>**

**Time: 9:00am-3:30pm**



**DISCOVERING THE BIGNESS OF GOD  
IN THE SMALLEST OF THINGS**





# Table of Contents

Page 2.....	Contact Details
Page 3 .....	Age Groups & Stations
Page 4 .....	Daily Schedule
Page 5 .....	Drop-off & Pick-up
Page 6-8.....	General Info.
Page 9-10.....	Daily Lesson Overview

## **MBC Contact information**

### **Church Phone Number:**

905-876-3586 ext. 1

### **Camp Director:**

Grace Gwynne-Vaughan  
grace@miltonbiblechurch.ca  
647-542-5373

### **Lead Pastor:**

Mark Strickland  
mark@miltonbiblechurch.ca

## Age Groups

When your child arrives to VBS they will be separated into the following age groups, each age group has between 10-15 kids and is overseen by four leaders:

Ladybugs- JK-SK

Bumblebees- Gr. 1-2

Fireflies- Gr. 2-3

Butterflies- Gr. 3-4

Hummingbirds- Gr. 4-5

Chipmunks- Gr. 5-6

## Stations

We will start and end our day by gathering together for worship and a fun activity. Then the various age groups will then travel with four leaders to each of the stations below. Each station has their own volunteers running it and will have a new focus and activity each day.

Treemendous Bible Study

Raindrop Recreation

Wildflower Crafts

Monarch Missions

Ants on a log Snacks

Honey Comb Snacks



# AGE GROUPS & STATIONS



# Daily Schedule

## SCHEDULE

<b>9:00 – 9:15</b>	<b>Arrival</b>
<b>9:15 – 9:45</b>	<b>Opening Rally - Worship &amp; Activity</b>
<b>9:45 – 10:00</b>	<b>Topic Introduction</b>
<b>10:00 – 10:30</b>	<b>Station #1</b>
<b>10:30 – 10:35</b>	<b>Transition to Next Station</b>
<b>10:35 – 11:05</b>	<b>Station #2</b>
<b>11:05 – 11:10</b>	<b>Transition to Next Station</b>
<b>11:10 – 11:40</b>	<b>Station #3</b>
<b>11:40 – 11:45</b>	<b>Transition to Lunch</b>
<b>11:45 – 12:15</b>	<b>Lunch</b>
<b>12:15 – 1:00</b>	<b>Afternoon Show</b>
<b>1:00 – 1:30</b>	<b>Station #4</b>
<b>1:30 – 1:35</b>	<b>Transition to Next Station</b>
<b>1:35 – 2:05</b>	<b>Station #5</b>
<b>2:05 – 2:10</b>	<b>Transition to Next Station</b>
<b>2:10 – 2:40</b>	<b>Station #6</b>
<b>2:40 – 2:45</b>	<b>Transition to Large Group</b>
<b>2:45 – 3:30</b>	<b>Closing Rally – Highlights &amp; Worship</b>
<b>3:30 – 3:45</b>	<b>Pick-Up</b>





## DROP-OFF/CHECK-IN

Please enter the church through the front or side doors. You will be greeted by a volunteer who will direct you to the check-out table.

Once you are at the check in table you will receive a sticker that contains your child/ren's name and a three digit code. Whoever is picking up your child/ren will need to have this code (or a photo of the code) to collect them. Once you've received your code a leader from your child/ren's crew will take them and all their belongings into Celebration Hall where they will start their day with a bang!

## PICK-UP/CHECK-OUT

Please enter the church through the front or side doors. You will be greeted by a volunteer who will direct you to the check-out table.

Once you are at the check -out table you will show the check-out volunteer the sticker or a picture of the sticker given to you at check-in. You will then be directed into Celebration Hall to your child/rens crew huddle where the crew leader will give you a clipboard to sign in order to successfully check out your child/ren.

**DROP-OFF & PICK-UP**



# GENERAL INFO

## WHAT TO BRING TO VBS

We ask that every camper comes to VBS:

- Sunscreen already applied
- A lunch
- A water bottle

VBS will provide two daily snacks (with allergy friendly options available)

## WHAT NOT TO BRING TO VBS

Please do not bring the following:

- **Electronics of any kind**
- Toys from home
- Valuables
- Anything you wouldn't want lost, wet or dirty.

## LUNCH

VBS does not provide lunches, so send your child with a packed lunch. We do not provide refrigerators for storage. We are also a nut free zone, please pack lunches accordingly.

## LOST AND FOUND

All items misplaced will be put on a table beside the patio door. Please be sure to check this table if your child is missing anything.





# GENERAL INFO

## ALLERGIES/MEDICATIONS


Parents of children with allergies are required to list the allergies on the medical form (completed at registration). In order to administer any medication an authorization form needs to be signed by parents on Monday morning. Each child with an allergy will be provided a daily wristband labeled with their allergy to be worn throughout camp. A camper's epi-pen or puffers must be kept on the child or in their backpack at all times in case of emergency.

## Camper Washroom Breaks

Crew Leaders or helpers will accompany children to the washroom along with two other campers. The crew leader will remain outside the washrooms while the child goes to the washroom. Once both children are finished and back with the crew leader, they return to their station.

## Volunteer Washroom Breaks

All volunteers and adults onsite are asked to please use the washrooms in the hall beside the Hub or in washroom upstairs attached to the C.I.A. room.



## Discipline Policy

VBS volunteers will try their best to facilitate a fun and safe environment where campers can learn about God. If a camper is having trouble with their behaviour we will use the following structure to facilitate good behaviour.

- REMIND the child of the rule being broken and attempt to stop the cause of the problem.
- REDIRECT the child's focus and actions positively. Suggest what the child should be doing.
- REMOVE an appropriate privilege.
- REFER the child will be directed to the child's supervisor for additional help. The supervisor may give further appropriate corrections (like positive, one-on-one attention) or may discuss the child's behaviour with parents.

While VBS volunteers do their best to encourage appropriate behaviour and provide the best programming to all campers, VBS will use a four strike policy to ensure safe and appropriate behaviour.

**Strike One:** Camper would be disciplined appropriately and a discussion would occur with the camper to prevent a similar incident in the future. Parents would be notified at the end of the day.

**Strike Two:** Parents would be called and notified along with further discipline and discussion. This may include missing a fun anticipated activity.

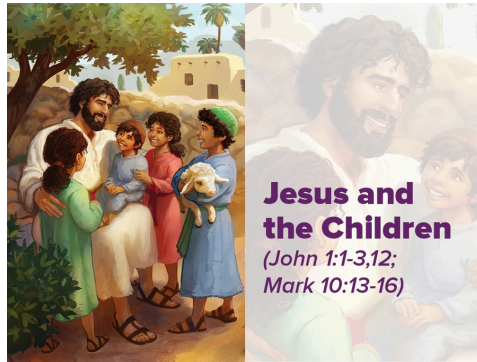
**Strike Three:** Parents would be called and the camper would be sent home for the rest of the day.

**Strike Four:** If after returning to camp, the camper continues to misbehave and receives a fourth strike, the camper will not be permitted to come back to camp for the rest of the week.

VBS is a privilege, not a right. If a camper refuses to listen and causes stress to leaders, it will not be tolerated.



## Day 1: Magnify God



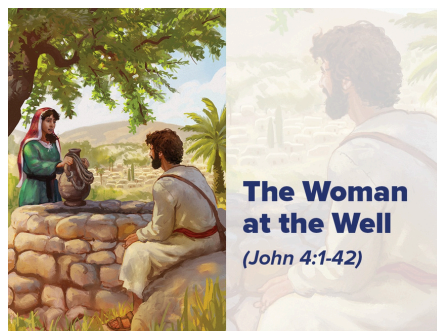
One day, people brought their children to Jesus to ask Him to bless them. Jesus' helpers tried to stop the parents. Jesus got very angry with His disciples and told them to let the children come. Jesus took the children in His arms and blessed them.

## Day 2: Magnify God's Care



Jesus used a boat to cross a lake with His disciples. A huge windstorm started. The boat started to fill up with water. Jesus was in the back of the boat asleep. The disciples woke Him up asking for help, and Jesus stopped the storm. The disciples were amazed that the wind and sea obeyed Jesus.

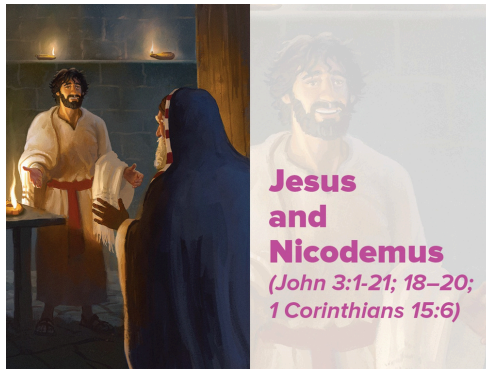
## Day 3: Magnify God's Love



DAILY LESSON OVERVIEW

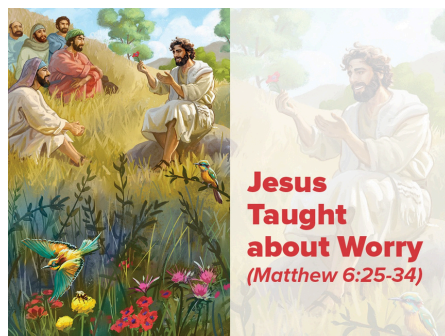
Jesus talked to a Samaritan woman at a well. She recognized that Jesus was different. Jesus told her that He is God's promised Savior. The woman told other people in the town about Jesus, the Savior. Many Samaritans from that town believed in Jesus.

## Day 4: Magnify God's Forgiveness



Nicodemus visited Jesus at night. Jesus taught Nicodemus about God's kingdom. Some time later, Jesus died on a cross. Nicodemus helped prepare Jesus' body to be buried. After three days, some women went to Jesus' tomb. It was empty! Jesus rose from the dead so that those who receive His gift of forgiveness can be part of God's family forever.

## Day 5: Magnify God's Faithfulness



Jesus taught about what people should do when they worry. Jesus encouraged them to trust God. Jesus talked about the way God cares for everyday things like birds and flowers to help the people understand. The Bible is full of God's promises to provide what we need. God keeps His promises.